



Balanced Scorecard

What can it do ?

Servizio Balanced Scorecard enables organisations to easily define and collect data worldwide and then provide transparency of strategic of performance .

Regular strategic performance reporting creates challenges such as with timely data collection, approval & data submission, poor information display & large publishing effort.

Balanced Scorecard overcomes these issues with complete support for the whole data collection & submission, workflow and display process.

The dashboard gives a clear picture of performance against key themed objectives, & lead & lag indicators. Dials & graphs provide easy click through to drill down to the underpinning performance indicators, and data. Comprehensive reports are available including historical analysis features.

Who does it help?


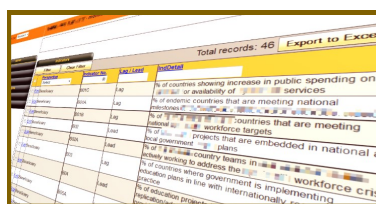
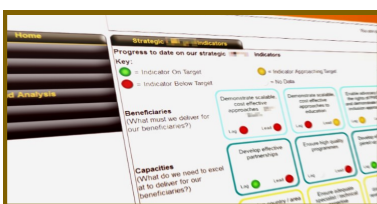
- Departmental Directors
- Trustees
- Fund raisers & donors
- Managers

How can it benefit you?

The system helps you gauge and improve upon cross-organisational performance. It demonstrates transparency and accountability against agreed targets acts as a focal point for discussions on improving and meeting your strategic performance targets.. This is an essential when competing for large funds.

The overhead of data collection management is minimised along with the chances for human error.

The clear display of KPIs boosts transparency to your donors and can provide key leverage in acquiring funds from large governmental projects.





Balanced Scorecard

Key features



Clear KPI dashboards and drill-down functionality

Dashboards provide a clear display of your performance against key themed objectives with lead & lag indicators & the ability to drill-down to underpinning performance data



Calculations and field validations

Reduces the chance for human error, in spreadsheet-based reporting systems.



Reducing the overheads of data collection

Comprehensive periodic reporting enables detailed analysis & the ability to review past performance, helps track areas for improvement.



Historic reporting

Comprehensive periodic reporting enables detailed analysis & the ability to review past performance, and helps track areas for improvement.



Cross-platform friendly display and secure global access

Access securely from any internet connection with cross-platform displays for viewing on PC, tablet and mobile .



Clear reports & BI

Clear reporting facility provides all your standard reports . Business Intelligence systems such Microsoft Power BI can be added for user-defined reports.

